

# Odd One Out

## Fruit & Vegetable Classification

### Curriculum Links:

**SPHE - Strand** :Myself **Strand Unit**: Taking Care of my Body

**Mathematics - Strand**: Early Mathematical Activities **Strand Unit**: Classifying

### Learning Outcomes:

Pupils will classify fruit and vegetables and use skills to pick the odd one out. Pupils will become more familiar with the individual fruit and vegetables. Pupils will learn to classify suggested food as either a fruit or a vegetable. Pupils will use language skills to discuss food preferences of each.

### Teachers Notes:

We've provided a number of worksheets which are differentiated in level depending on the ability of your class. The worksheets are designed with logical reasoning and sequencing in mind in a fun and game like fashion all while gaining a deeper recognition of fruit and vegetables. Research has demonstrated that often times children do not recognise fruit and vegetables and have difficulty naming them.

### Flashcards:

All of the fruit & vegetables listed are on the Flashcards. Use these Flashcards in advance of the lesson to help familiarise the pupils with the fruit & vegetables and their classification.

### Lesson Extension to Explore Food Preferences

#### Discussion Prompts:

- Can pupils name all of the fruit & vegetables?
- What colour/shape are they?
- How are they different? Fruit/vegetable, colour, shape, etc
- Have they tasted them before?
- What is their favourite and why?
- Would they like to try any? Why?

Refer to Food Letters and Food Preferences teaching notes for further prompts and sensory exploration.



# Odd One Out – Fruit & Vegetable Classification



Irish Heart Foundation

## Odd One Out

This activity can be carried out individually or as a group.

**Page 1:** These are all types of fruit. Can pupils name them? Find the one that is different to the others on each row. Ask pupils to circle the odd one out. Ask pupils what do all of the food on this page have in common (fruit).



**Page 2:** These are all types of vegetables. Can pupils name them? Find the one that is different to the others on each row. Ask the pupils to circle the odd one out. Ask pupils what do all of the food on this page have in common (vegetables).



**Page 3:** These are a mix of fruit and vegetables. Find the one that is different to the others on each row. Ask the pupil to circle the odd one out. List the odd ones out. Ask pupils what all of the odd one's out have in common (all are fruit).



**Page 4:** These are a mix of fruit and vegetables. Find the one that is different to the others on each row. Ask the pupil to circle the odd one out. List the odd ones out. Ask pupils what all of the odd one's out have in common (all are vegetables).



**Page 5:** These are a mix of fruit and vegetables. Each row has fruit and vegetables that are the same colour. Find the one that is different to the others on each row. Ask the pupil to circle the odd one out. List the odd ones out. Ask pupils what do all of the odd one's out have in common (all are fruit).




**Page 6:** These are a mix of fruit and vegetables. Each row has fruit and vegetables that are the same colour. Find the one that is different to the others on each row. Ask the pupil to circle the odd one out. List the odd ones out. Ask pupils what all of the odd one's out have in common (all are vegetable).




# The Odd One Out

Circle the one that is different in each row




# The Odd One Out

Circle the one that is different in each row




# The Odd One Out

Circle the one that is different in each row




# The Odd One Out

Circle the one that is different in each row



# The Odd One Out

Circle the one that is different in each row



# The Odd One Out

Circle the one that is different in each row

