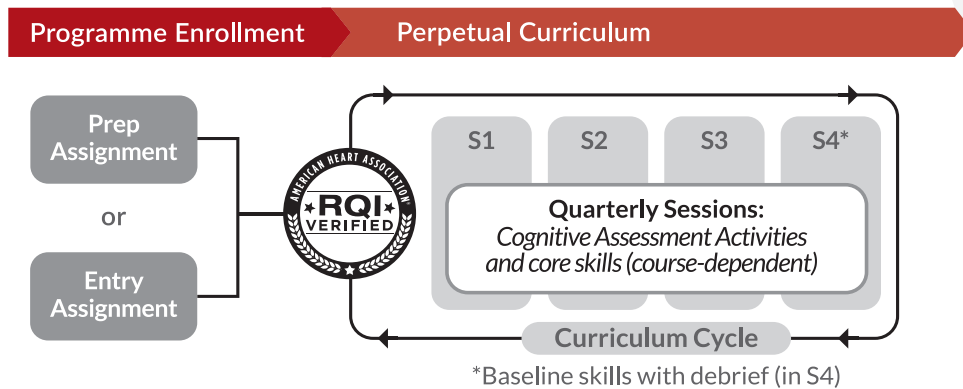


RQI® | Mastery CPR Learning Curricula

The Resuscitation Quality Improvement® (RQI®) programmes, offered, supported, and endorsed by the Irish Heart Foundation, utilize the latest science and education technology to deliver a comprehensive learning system to address the problem of rapid CPR cognitive and hands-on skills decay.

Spaced Learning & Verified Competence

Based on a spaced learning model, the RQI programmes offer quarterly cognitive and skills assessments to maintain and master skills over time. To start the perpetual curriculum, learners must first complete a program enrollment assignment to either build or verify a foundation of knowledge.



The **Prep Assignment** is used to build a foundation of knowledge via eLearning and will verify their competence by testing of foundational skills.

The **Entry Assignment** is for learners who have an existing foundation of knowledge, are ready to enter the programme, and will verify their competence by testing on foundational skills.

RQI learners will maintain mastery of cognitive knowledge and algorithms through quarterly **Cognitive Assessment Activities (CAAs)**.

Quarterly **Core BLS Skills** (with feedback) are verified in the **RQI Healthcare Provider programme**. Yearly **Baseline Skills** (without feedback) help organizations trend CPR skills improvement over time.



The cognitive portions are completed online on any compatible device including computers, mobile phones, or tablets.

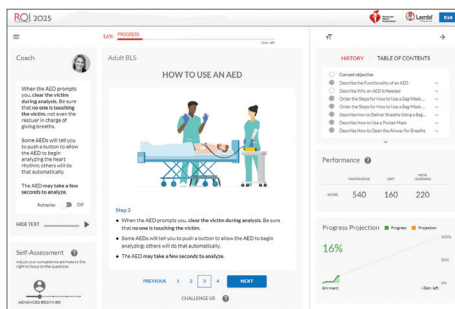
RQI Simulation Stations enable RQI learners to complete short but frequent hands-on skills assignments at the workplace and during work hours.

RQI Programmes Curricula Details

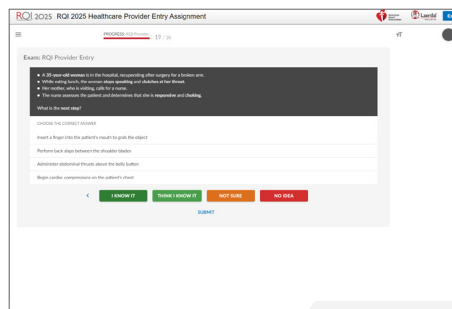
RQI Healthcare Provider BLS	RQI Healthcare Provider ALS	RQI Healthcare Provider PALS
Programme Enrollment Assignment (based on the providers' level of expertise)		
<p>Prep Assignment (60-90 mins)*</p> <ul style="list-style-type: none"> eLearning Simulation Station Skills Baseline Skills Check <p>--- or ---</p> <p>Entry Assignment (15-25 mins)</p> <ul style="list-style-type: none"> Provider Entry Exam Simulation Station Skills Baseline Skills Check 	<p>Prep Assignment (2-3 hrs)*</p> <ul style="list-style-type: none"> eLearning <p>--- or ---</p> <p>Entry Assignment (15-25 mins)</p> <ul style="list-style-type: none"> ALS Entry Exam <p>(hands-on skills completed in RQI Healthcare Provider programme)</p>	<p>Prep Assignment (3-4 hrs)*</p> <ul style="list-style-type: none"> eLearning <p>--- or ---</p> <p>Entry Assignment (15-25 mins)</p> <ul style="list-style-type: none"> PALS Entry Exam <p>(hands-on skills completed in RQI Healthcare Provider programme)</p>
Quarterly eLearning on any compatible device (Cognitive Assessment Activities spread out over four quarterly sessions)		
<ul style="list-style-type: none"> Adult Cardiac Arrest Algorithm Paediatric Cardiac Arrest Algorithm for 1-Rescuer Team Dynamics Paediatric Cardiac Arrest Algorithm for 2 or More Rescuers 	<ul style="list-style-type: none"> Adult Cardiac Arrest Algorithm Adult Post Cardiac Arrest Algorithm Acute Coronary Syndromes Algorithm Bradycardia Algorithm Tachycardia Algorithm Stroke Algorithm Megacode Respiratory Arrest 	<ul style="list-style-type: none"> Mgmt of Respiratory Emergencies Intervention of Respiratory Emergencies Mgmt of Shock Emergencies Septic Shock Algorithm Bradycardia Algorithm Tachycardia Algorithm
Quarterly Skills at RQI Simulation Station (completed each quarter in the RQI Healthcare Provider programme)		
<ul style="list-style-type: none"> Adult Child Compressions Adult/Child Ventilations Infant Compressions Infant Ventilations Yearly Baseline Skills Check 	(hands-on skills completed in RQI Healthcare Provider programme)	(hands-on skills completed in RQI Healthcare Provider programme)

*Estimated completion times for the RQI Prep Courses will vary due to True Adaptive Learning.

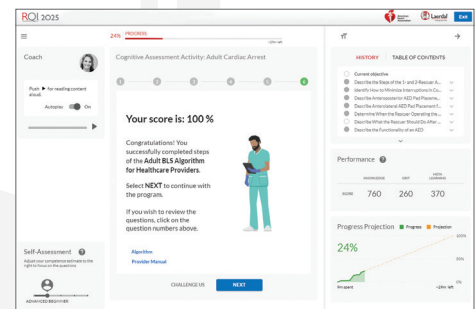
The main difference between the **Prep and Entry Assignment** is that the Prep Assignment helps learners build a foundation of knowledge through an adaptive eLearning activity and the Entry Assignment verifies an existing foundation of knowledge using an Entry Exam.



The self-paced, adaptive **eLearning activity** continually adjusts content and questions based on knowledge and confidence in the learning objectives.



Learners with existing foundational knowledge (for example with a current provider card) may take the **Entry Exam** to verify their competence.



Quarterly **Cognitive Assessment Activities** leverage topic-based patient cases to verify cognitive learning objectives.