


Capital Letters



Aa

A is for Apple



Draw an apple and colour it in


A large, empty rounded rectangle with a green border, intended for a child to draw and color an apple.

Trace the letter A and continue writing on the second line

A set of handwriting practice lines. The first line contains six dotted uppercase 'A's for tracing. Below it are two more sets of lines (top solid, middle dashed, bottom solid) for independent writing practice.

Bb

B is for Banana



Draw and colour in a Banana




Trace the letter B and continue writing on the second line

B B B B B B B




Gg

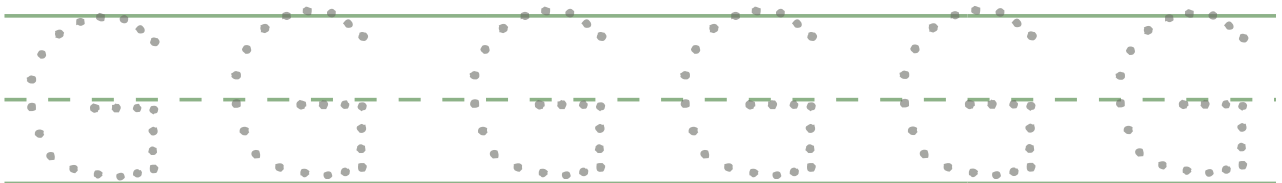
G is for Grape




Draw and colour in a bunch of grapes




Trace the letter G and continue writing on the second line






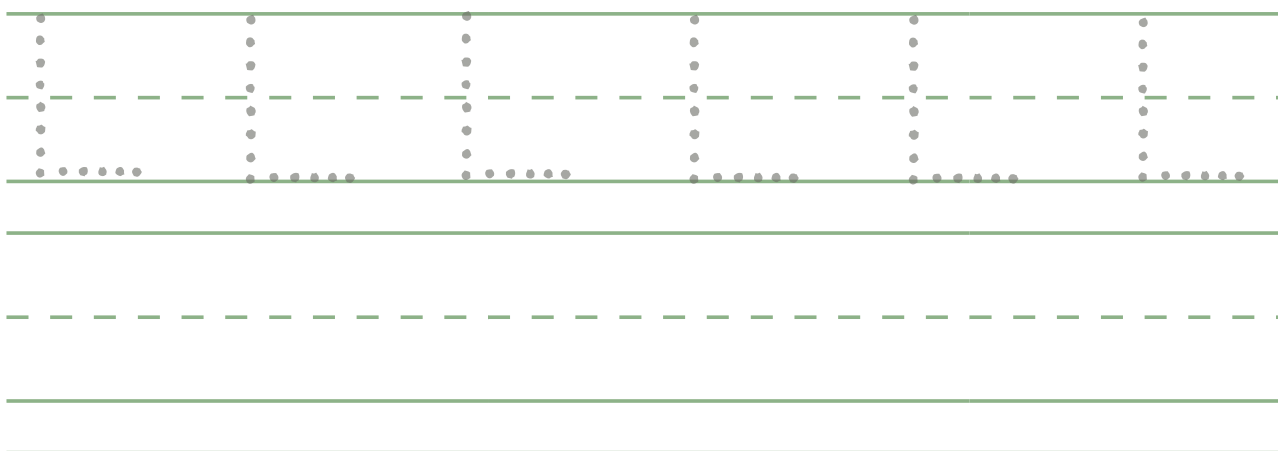
L is for Lemon




Draw and colour in a lemon




Trace the letter L and continue writing on the second line






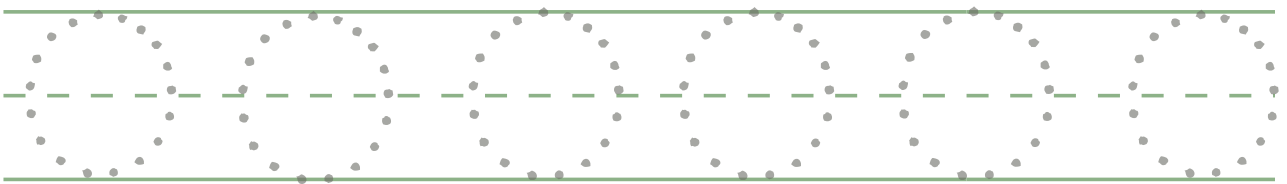
O is for Orange



Draw and colour in an Orange




Trace the letter O and continue writing on the second line




Pp


P is for Pear



Draw and colour in a Pear




Trace the letter P and continue writing on the second line




Irish Heart
Foundation

Ss


S is for Strawberry



Draw and colour in a Strawberry



Trace the letter S and continue writing on the second line



Irish Heart
Foundation

Bb

B is for Broccoli



Draw and colour in a stem of broccoli

Trace the letter B and continue writing on the second line

Tracing practice for the letter B. The first row contains six dotted uppercase 'B's on a set of three horizontal lines (top, middle dashed, bottom). Below this are two more sets of three horizontal lines (top, middle dashed, bottom) for independent writing practice.



Cc

C is for Carrot



Draw and colour in a carrot.


A large, empty rectangular box with rounded corners and a green border, intended for a child to draw and color a carrot.

Trace the letter C and continue writing on the second line


A set of handwriting practice lines. The top line contains six dotted uppercase 'C's for tracing. Below this are two more sets of lines: the first set has a dashed middle line, and the second set has a solid middle line, both for independent practice.

Cc

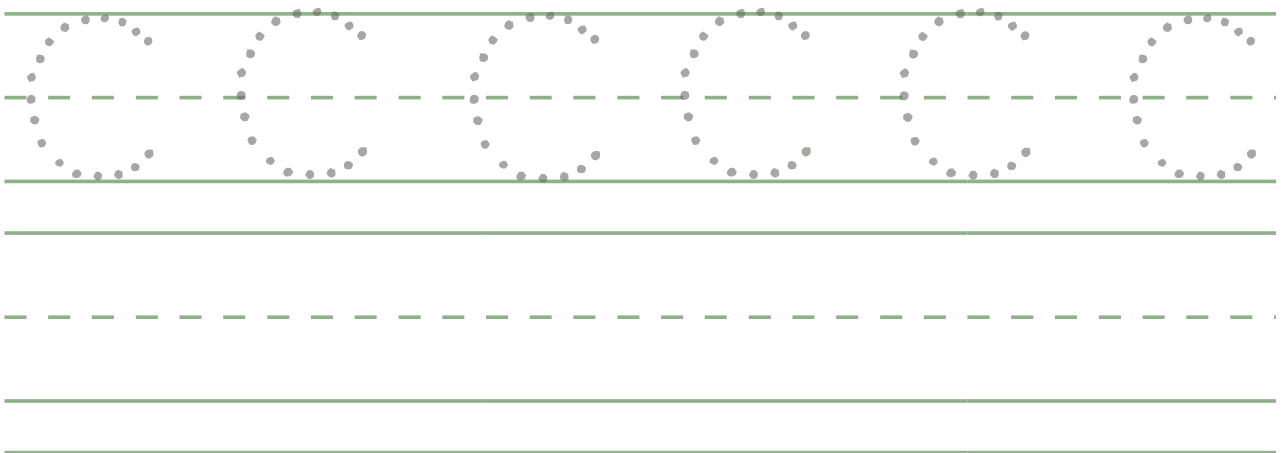
C is for
Cauliflower




Draw and colour in a cauliflower




Trace the letter C and continue writing on the second line




Irish Heart
Foundation



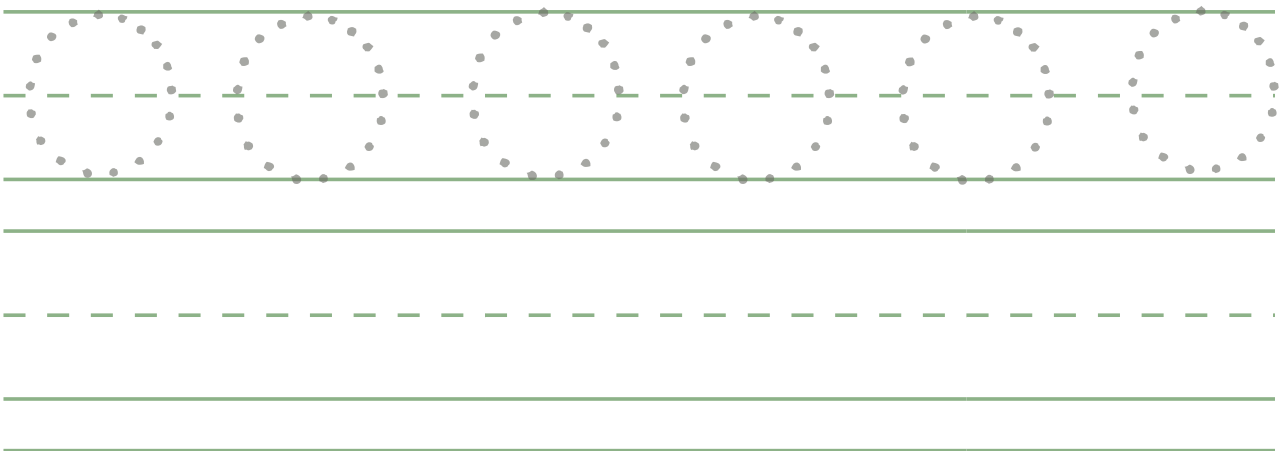
O is for Onion



Draw and colour in an Onion




Trace the letter O and continue writing on the second line



Pp

P is for Pepper



Draw and colour in a Pepper


A large, empty rounded rectangle with a green border, intended for a child to draw and color a pepper.

Trace the letter P and continue writing on the second line

A set of handwriting practice lines. The top line contains six dotted uppercase 'P's for tracing. Below this are two sets of blank handwriting lines, each consisting of a solid top line, a dashed middle line, and a solid bottom line.

Ss

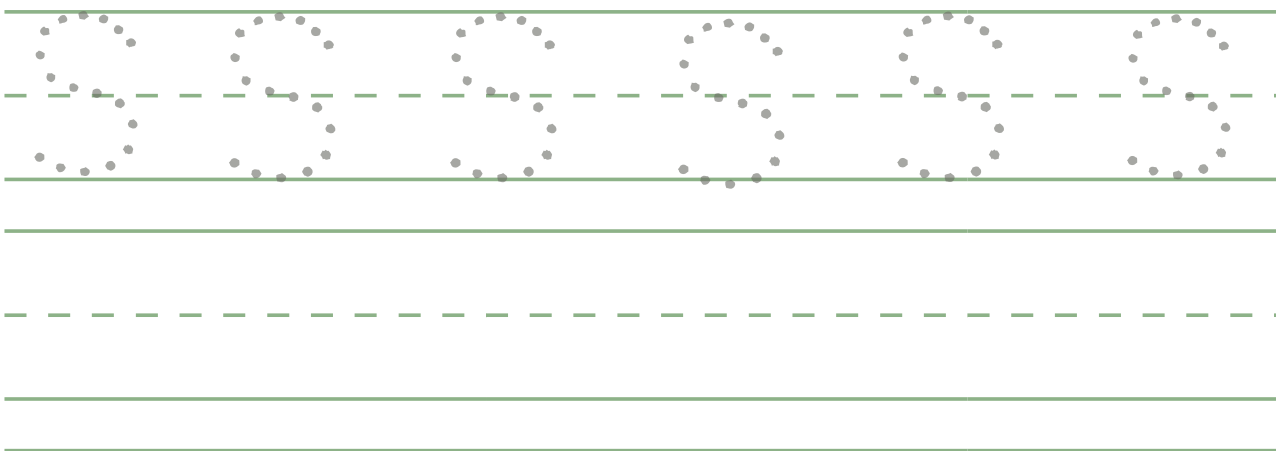
S is for Spinach



Draw and colour in a piece of Spinach




Trace the letter S and continue writing on the second line




Irish Heart
Foundation

Ss

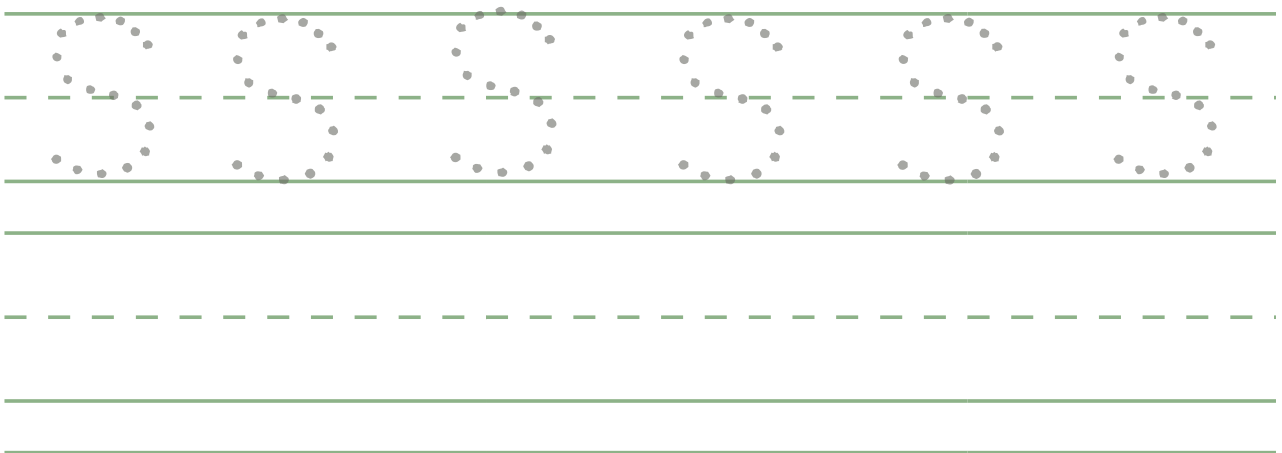
S is for Sweetcorn



Draw and colour in a piece of Sweetcorn



Trace the letter S and continue writing on the second line



Irish Heart
Foundation