

Symbol Sounds

Curriculum Links:

Music - Strand: Listening and responding **Strand Unit:** Exploring sounds

Music – Strand: Composing **Strand Unit:** Talking about and recording compositions

Overview:

In this activity, pupils draw symbols to represent different body percussion moves/sounds, then use these symbols to compose a simple sequence as a song.

Learning Outcomes:

Through this activity, pupils will recognise symbols as representative of sounds and capture and convey a specific sequence of sounds using simplified graphic notation.

Teaching Notes:

Introduce the activity by exploring the four movements/sounds images on the *Symbol Sounds* worksheet as a group. Lead the class in practising these moves first one at a time, then combining them into different short patterns.

Use the worked example below to demonstrate how the drawings correspond with the moves/sounds and try the three example songs together as a group. It might be helpful to set a clapping rhythm for the songs using two three-syllable words such as "Alph-a-bet, ba-na-na". Then ask pupils to come up with their own symbols and write a sequence/song using these.

Pupils could swap sheets within their pods and try each others' songs, or perform one of the songs together.

Differentiation






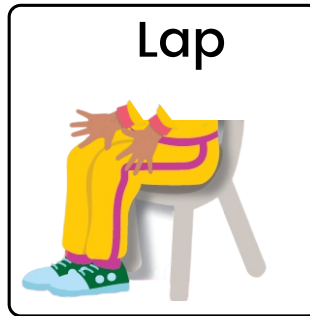


An additional blank template is provided to allow pupils to choose different sounds or actions for their sounds. This can be written in words or drawn.

Further Activity

To make this activity more active, try it with body poses as symbols for the different sounds. Different pupils can act as the 'conductor' and lead the class in a song through signals (e.g. arms crossed across chest = clap, point to foot = stomp etc)

Symbol Sounds



Draw a symbol for each of the moves in the four boxes.





Now let's write a song

Using the symbols above, create 3 body percussion songs.



1



2




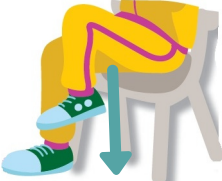






3





















Practise your song. Can the person beside you figure out how to play your song?

(Example)

Clap 	Tap 	Lap 	Stomp 
			

Symbol Songs

1						
						
3						

Symbol Sounds

Symbol Songs

1

--	--	--

--	--	--

2

--	--	--

--	--	--

3

--	--	--

--	--	--